

# OIL DEPOT




Click on the product sheet of your choice!



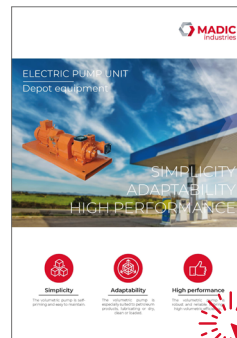
Top loading arm




Scalable walkway




Earthing cable reel



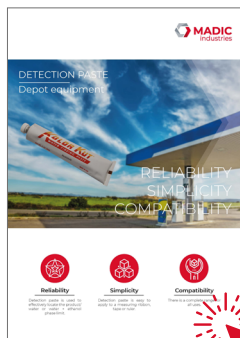
Electric pump unit



Loading arm bracket



Bottom loading arm



Detection paste